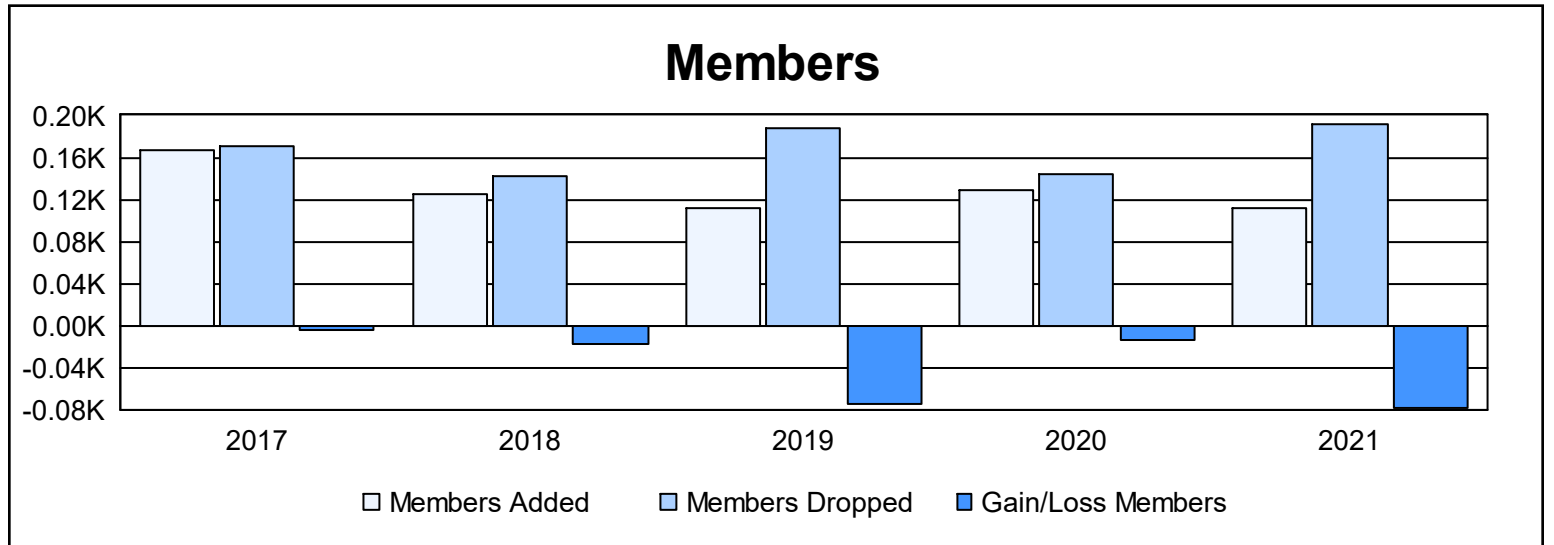
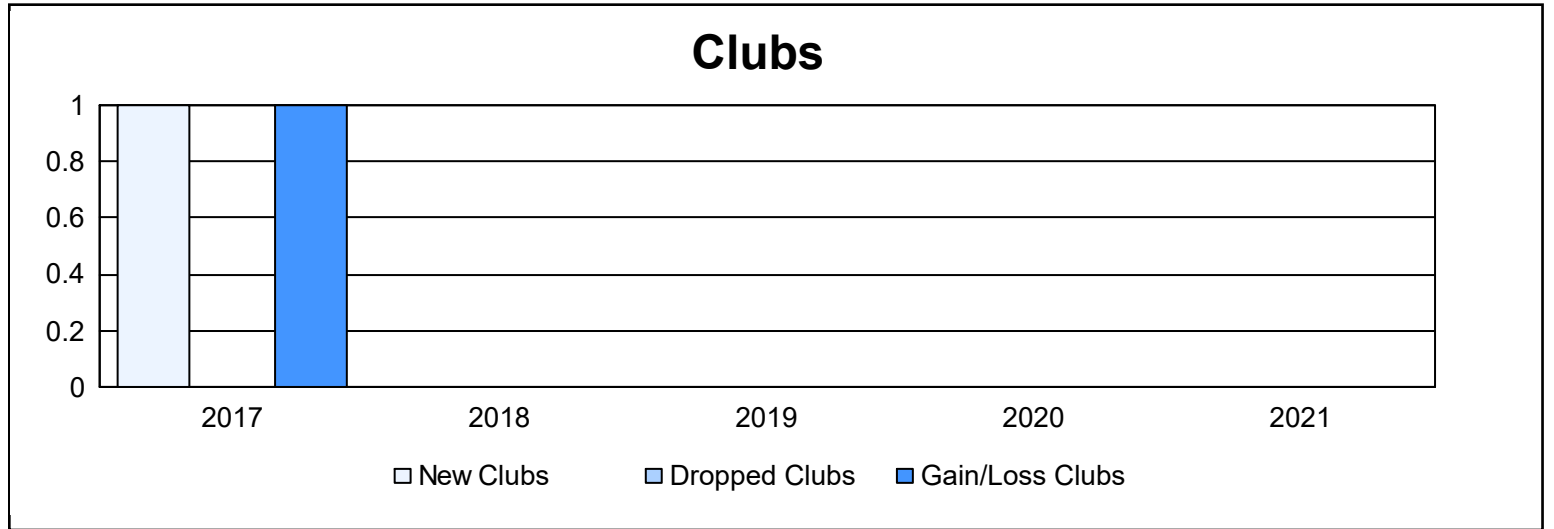
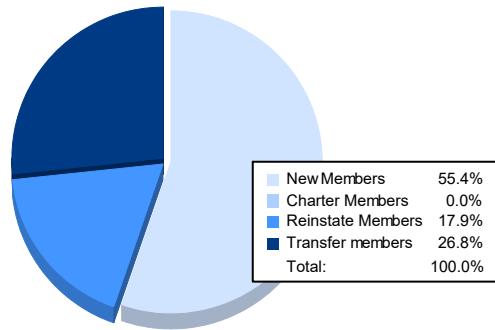


| Year | New Clubs | Dropped Clubs | Gain/Loss Clubs | New Members | Charter Members | Reinstate Members | Transfer Members | Total Member Added | Total Members Dropped | Gain/Loss Members |
|----------------|-----------|---------------|-----------------|-------------|-----------------|-------------------|------------------|--------------------|-----------------------|-------------------|
| 2016-2017 | 1 | 0 | 1 | 141 | 20 | 4 | 1 | 166 | 171 | -5 |
| 2017-2018 | 0 | 0 | 0 | 118 | 0 | 3 | 3 | 124 | 142 | -18 |
| 2018-2019 | 0 | 0 | 0 | 98 | 0 | 12 | 2 | 112 | 187 | -75 |
| 2019-2020 | 0 | 0 | 0 | 109 | 0 | 0 | 20 | 129 | 143 | -14 |
| 2020-2021 | 0 | 0 | 0 | 62 | 0 | 20 | 30 | 112 | 191 | -79 |
| Average | 0 | 0 | 0 | 106 | 4 | 8 | 11 | 129 | 167 | -38 |



Membership Composition June 2021 Cumulative



Gender Composition June 2021 Cumulative

